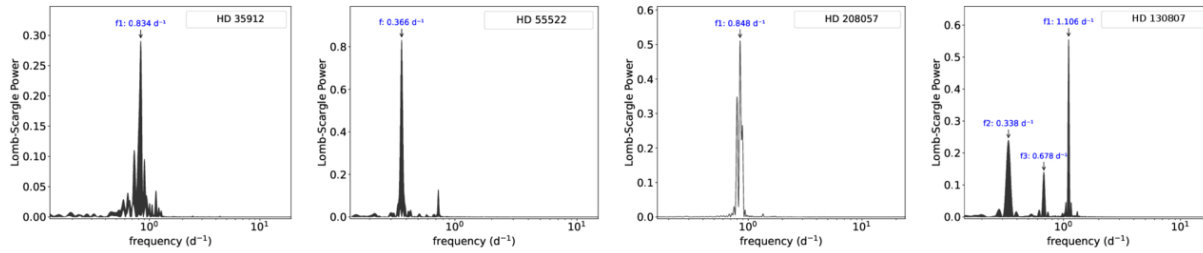


Figure A1. from

Ayan Biswas et al 2026 *Astrophys. J. Suppl.* 285 doi:10.3847/1538-4365/ae7347

<https://dx.doi.org/10.3847/1538-4365/ae7347>

© 2026. The Author(s). Published by the American Astronomical Society.

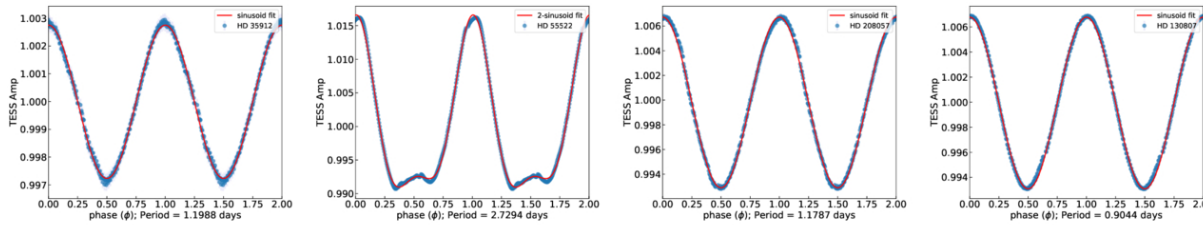


(a1) HD 35912: L-S periodogram

(b1) HD 55522: L-S periodogram

(c1) HD 208057: L-S periodogram

(d1) HD 130807: L-S periodogram

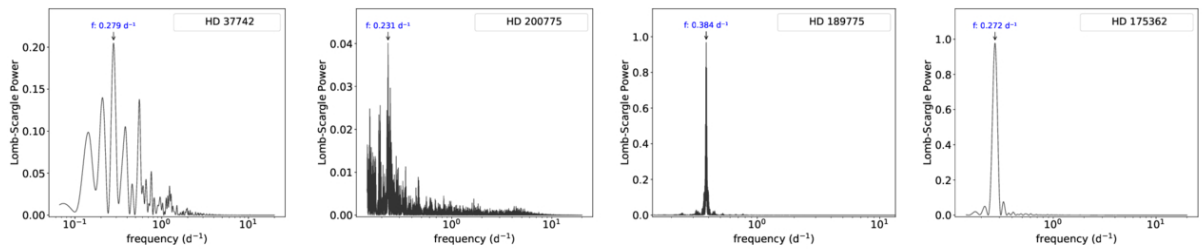


(a2) HD 35912: light curve & fit

(b2) HD 55522: light curve & fit

(c2) HD 208057: light curve & fit

(d2) HD 130807: light curve & fit

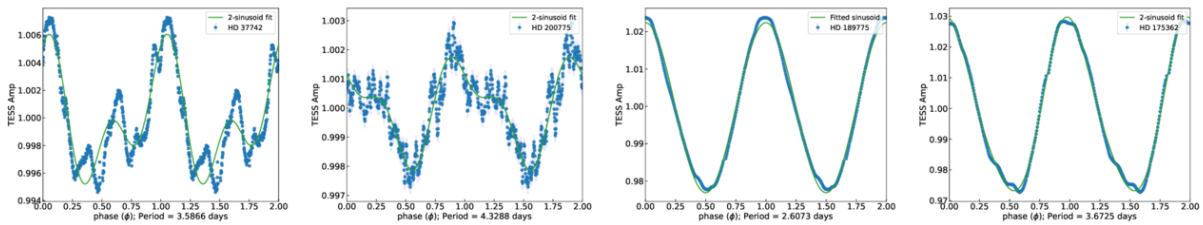


(e1) HD 37742: L-S periodogram

(f1) HD 200775: L-S periodogram

(g1) HD 189775: L-S periodogram

(h1) HD 175362: L-S periodogram



(e2) HD 37742: light curve

(f2) HD 200775: light curve & fit

(g2) HD 189775: light curve & fit

(h2) HD 175362: light curve & fit