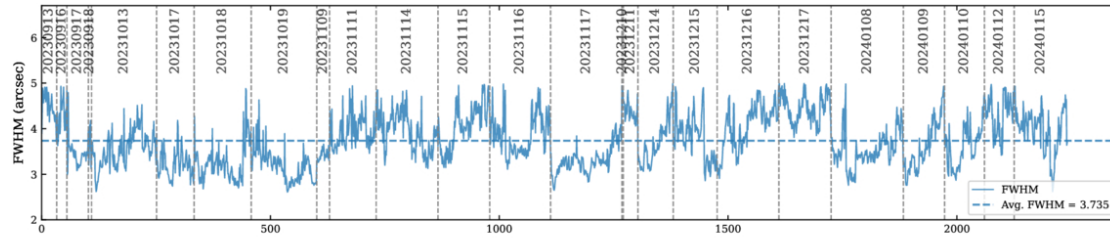
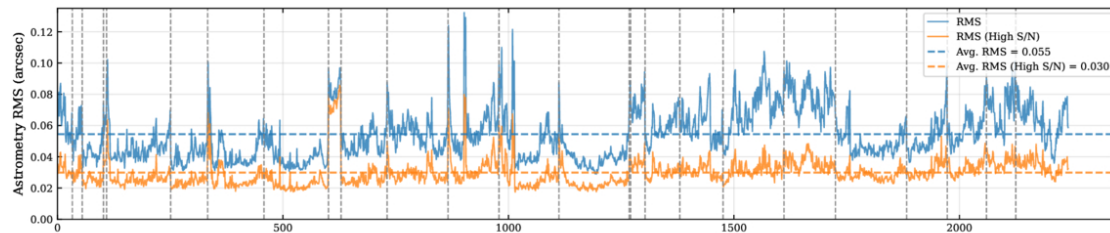


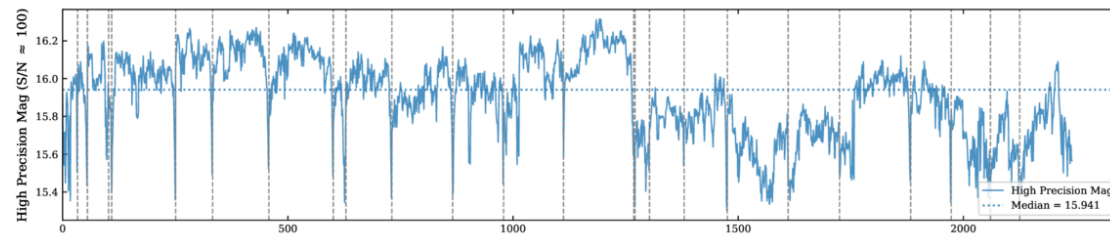
Figure 4. from
Qiqian Zhang et al 2026 Astrophys. J. Suppl. 284 doi:10.3847/1538-4365/ae5b7e
<https://dx.doi.org/10.3847/1538-4365/ae5b7e>
© 2026. The Author(s). Published by the American Astronomical Society.



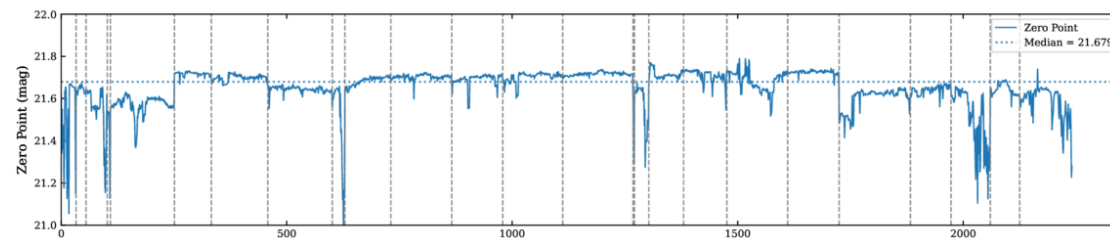
(a) Median FWHM versus exposure index



(b) Astrometric RMS output by SCAMP versus exposure index.



(c) Magnitude at $\sigma \approx 0.01$ mag (proxy for $S/N \approx 100$) versus exposure index.



(d) Photometric zero point versus exposure index.