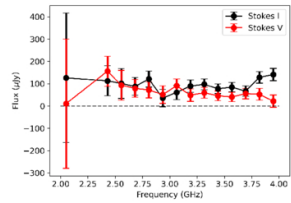


Figure 6. from

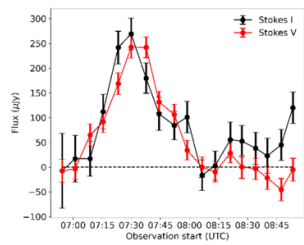
Margaret E. Ridder et al 2026 *Astrophys. J.* 1004 doi:10.3847/1538-4357/ae69d5

<https://dx.doi.org/10.3847/1538-4357/ae69d5>

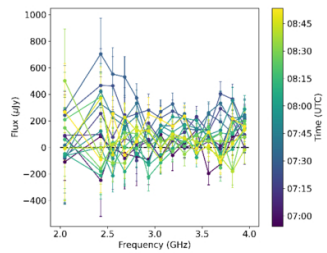
© 2026. The Author(s). Published by the American Astronomical Society.



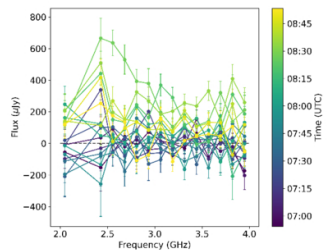
(a) The 2–4 GHz SED of MR Ser on April 5.



(b) The 2–4 GHz light curve of MR Ser on April 5.



(c) The 2–4 GHz dynamic SED of MR Ser in Stokes I on April 5.



(d) The 2–4 GHz dynamic SED of MR Ser in Stokes V on April 5.