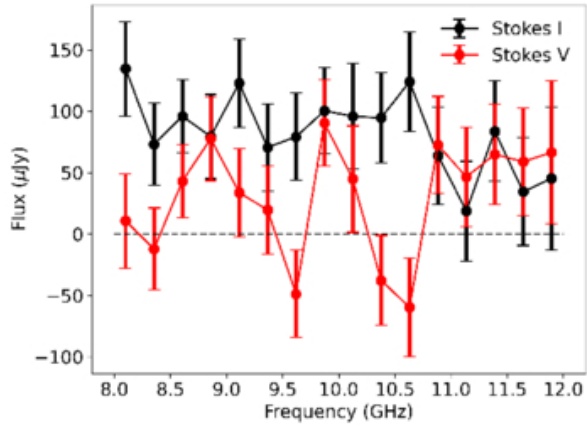
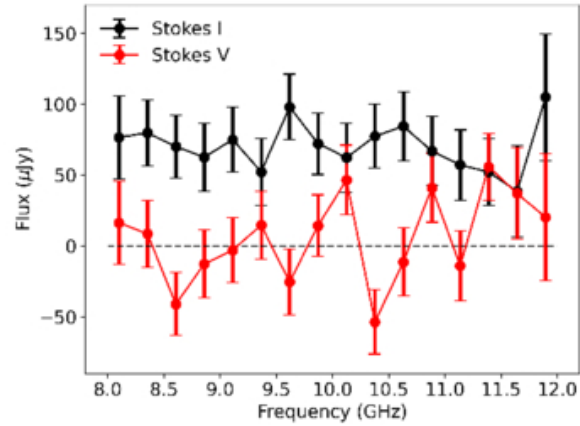


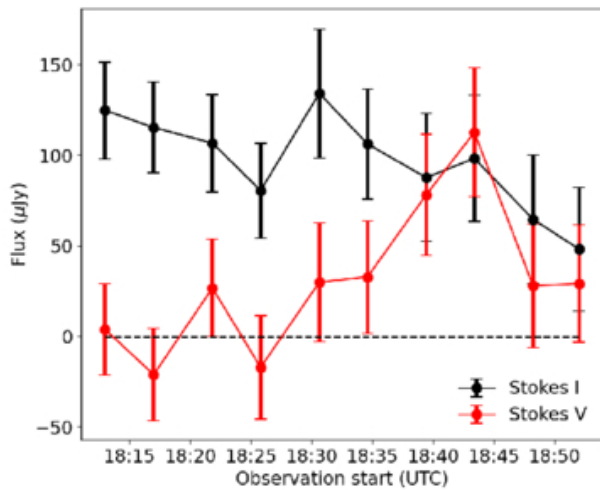
Figure 10. from
 Margaret E. Ridder et al 2026 *Astrophys. J.* 1004 doi:10.3847/1538-4357/ae69d5
<https://dx.doi.org/10.3847/1538-4357/ae69d5>
 © 2026. The Author(s). Published by the American Astronomical Society.



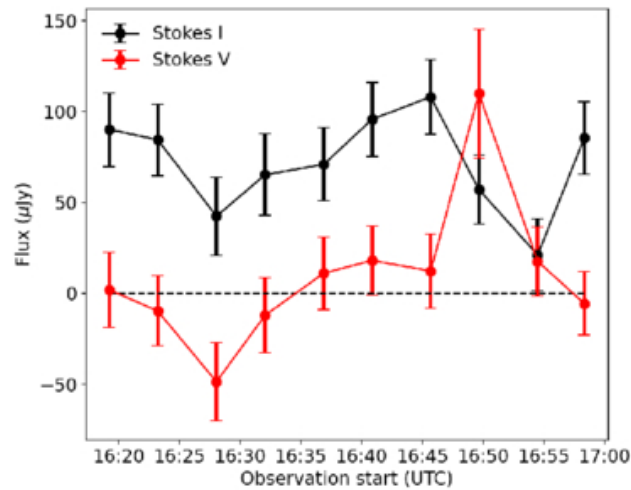
(a) The 8–12 GHz SED of V603 Aql on December 18.



(b) The 8–12 GHz SED of V603 Aql on January 25.



(c) The 8–12 GHz light curve of V603 Aql on December 18.



(d) The 8–12 GHz light curve of V603 Aql on January 25.