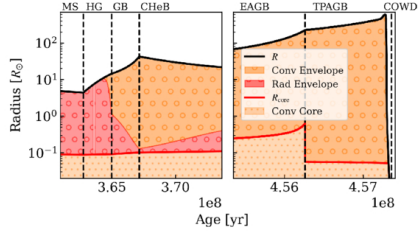
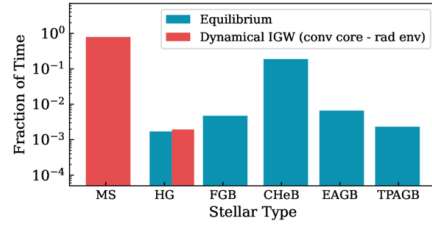


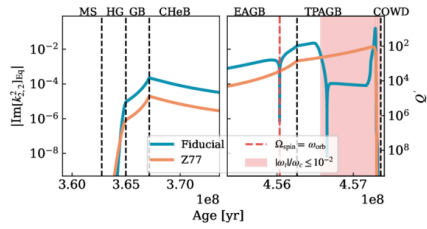
Figure 9. from
 Veome Kapil et al 2026 *Astrophys. J.* 1002 doi:10.3847/1538-4357/ae5e48
<https://dx.doi.org/10.3847/1538-4357/ae5e48>
 © 2026. The Author(s). Published by the American Astronomical Society.



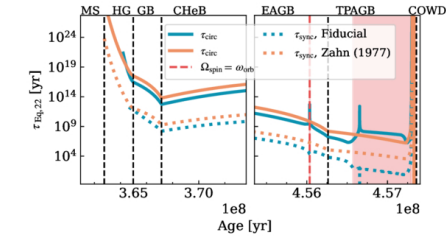
(a) Kippenhahn diagram of the primary star.



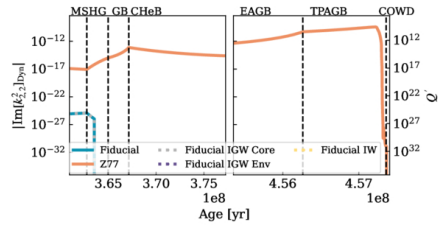
(b) Fraction of time that each tidal mechanism is applicable, per stellar type encountered over the evolution. Unequal bar heights for a given stellar type mean that tidal mechanisms were relevant for different amounts of time.



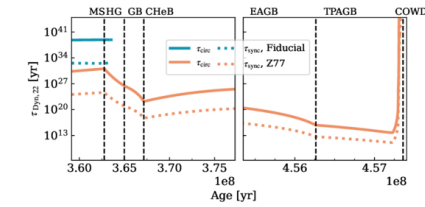
(c) Strength of the $\ell = 2, m = 2, n = 2$ component of equilibrium tides on the primary.



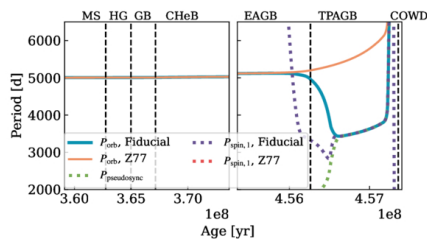
(d) Circularization and synchronization timescales from equilibrium tides on the primary.



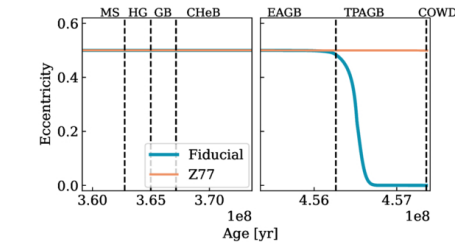
(e) Strength of dynamical tides on the primary.



(f) Circularization and synchronization timescales from dynamical tides on the primary.



(g) Orbital and primary spin period evolution under the fiducial and Z77 models.



(h) Eccentricity evolution under the fiducial and Z77 models.