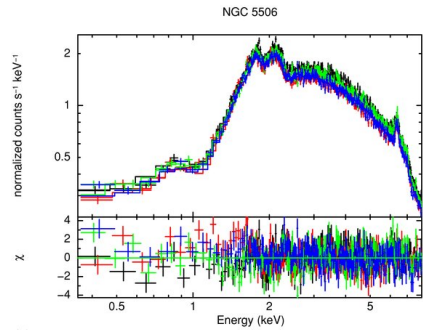


Figure 1. from Uncovering Obscured Active Galactic Nuclei in Homogeneously Selected Samples of Seyfert 2 Galaxies

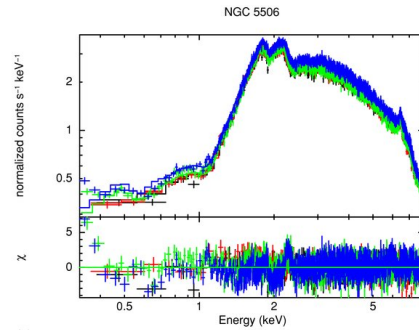
LaMassa et al. 2011 ApJ 729 52 doi:10.1088/0004-637X/729/1/52

<https://dx.doi.org/10.1088/0004-637X/729/1/52>

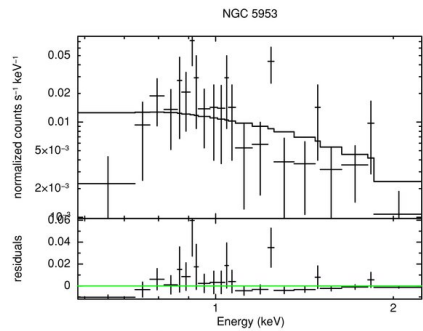
© 2011. The American Astronomical Society. All rights reserved.



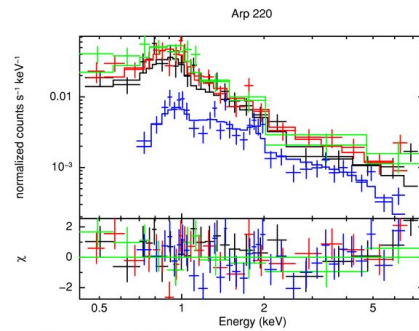
(s) Black - XMM PN spectrum from Jul 11, 2004 observation, red - XMM PN spectrum from Feb 2, 2001 observation, green - XMM PN spectrum from Jul 14, 2004 observation, blue - XMM PN spectrum from Jul 22, 2004 observation.



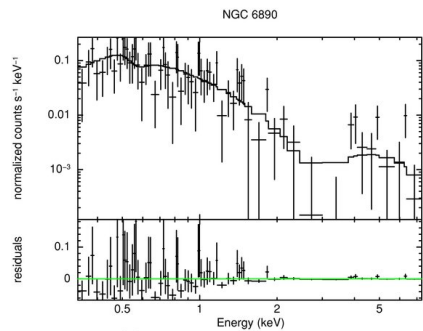
(t) Black - XMM PN spectrum from 2001 observation, red - XMM PN spectrum from Aug 2004 observation, green - XMM PN spectrum from 2008 observation, blue - XMM PN spectrum from 2009 observation.



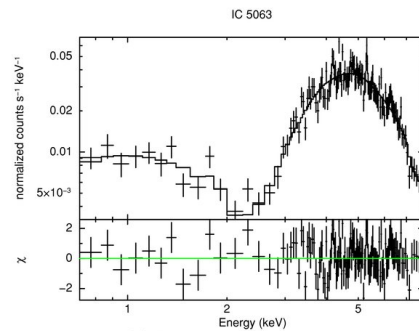
(u) Chandra spectrum.



(v) Black - XMM PN spectrum from 2002 observation, red - XMM PN spectrum from 2003 observation, green - XMM MOS1 spectrum from Jan 2005 observation, blue - Chandra spectrum.



(w) XMM PN spectrum.



(x) Chandra spectrum.