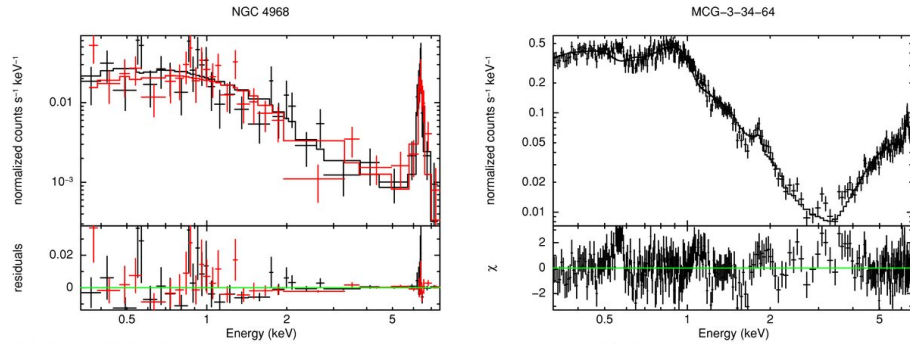


Figure 1. from Uncovering Obscured Active Galactic Nuclei in Homogeneously Selected Samples of Seyfert 2 Galaxies

LaMassa et al. 2011 ApJ 729 52 doi:10.1088/0004-637X/729/1/52

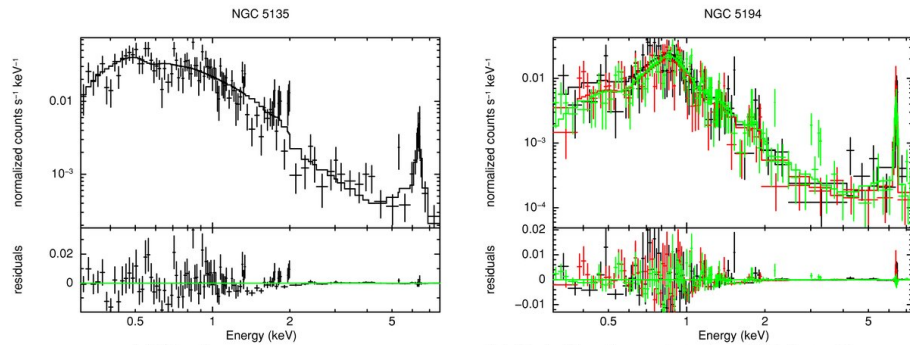
<https://dx.doi.org/10.1088/0004-637X/729/1/52>

© 2011. The American Astronomical Society. All rights reserved.



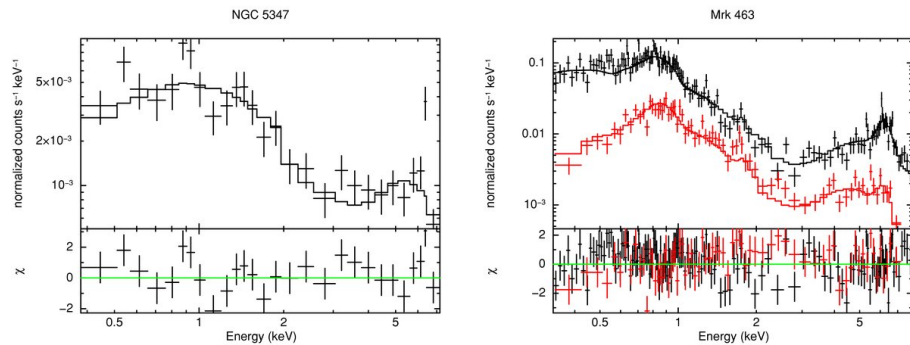
(m) Black - XMM PN spectrum from 2001 observation, red - XMM PN spectrum from 2004 observation.

(n) XMM PN spectrum.



(o) Chandra spectrum.

(p) Black -Chandra spectrum from 2000 observation, red - Chandra spectrum from 2001 observation, green - Chandra spectrum from 2003 observation.



(q) Chandra spectrum.

(r) Black - XMM PN spectrum, red - Chandra spectrum.