Figure 7. from
Tracy M. Becker et al 2026 Astron. J. 171 doi:10.3847/1538-3881/ae3f9d
https://dx.doi.org/10.3847/1538-3881/ae3f9d
© 2026. The Author(s). Published by the American Astronomical Society.

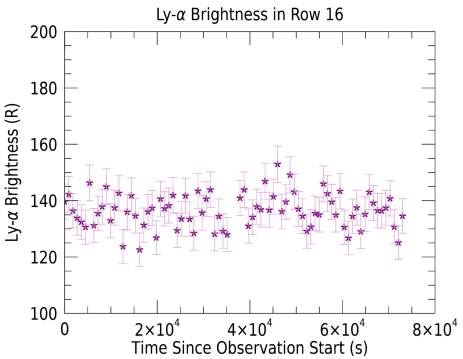
Ly-α Brightness in Row 16
Ly-α Brightness (R)
Time Since Observation Start (s)

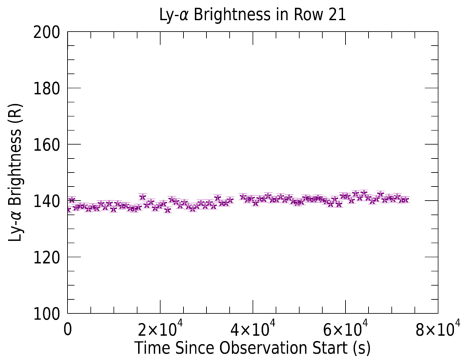
Ly-α Brightness in Row 21
Ly-α Brightness (R)
Time Since Observation Start (s)

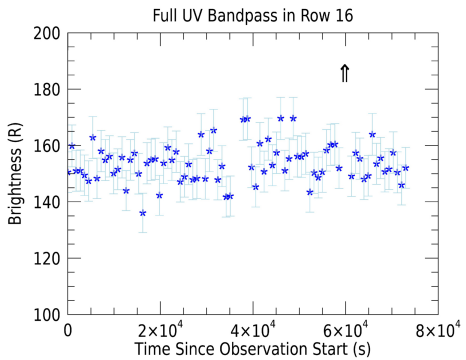
Full UV Bandpass in Row 16
Brightness (R)
Time Since Observation Start (s)

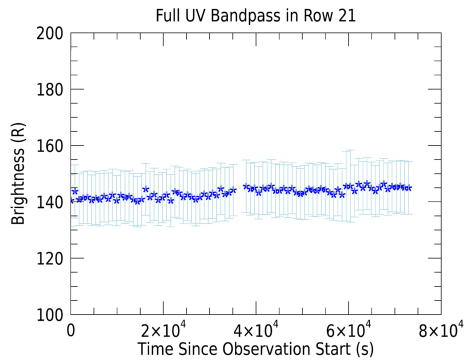
Full UV Bandpass in Row 21
Brightness (R)
Time Since Observation Start (s)

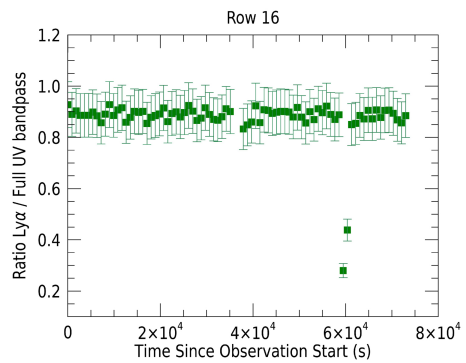
Row 16
Ratio Lyα / Full UV bandpass
Time Since Observation Start (s)

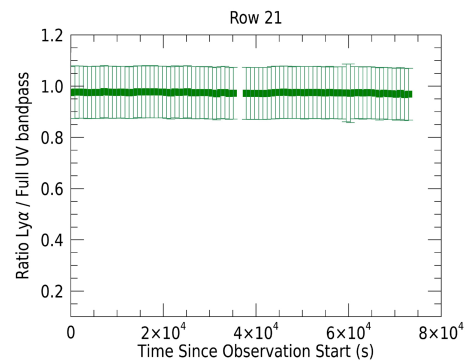
Row 21
Ratio Lyα / Full UV bandpass
Time Since Observation Start (s)